




GROUP

**ZA3-BL-2-**

**S**







## STRICT CONTROL AND SAFETY

- ticket and payment control points (e.g. sports ve-

- facilities that require strict access control (sports

nues, entertainment venues, exhibitions,

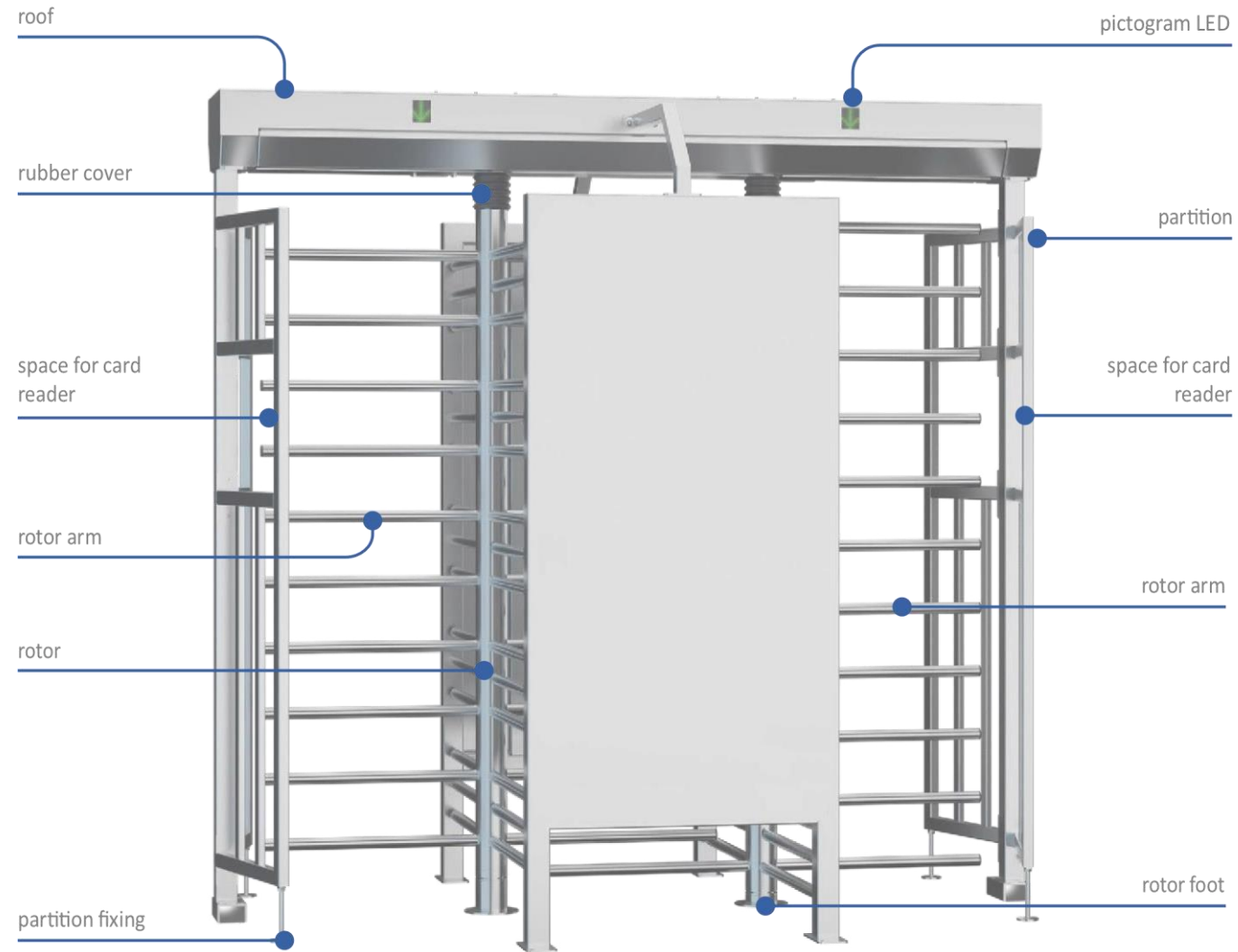
Double, full height turnstile equipped with two, four-section rotors and a safety. The device

time designed to assist pedestrian access control at guarded passage ways. registration rization points and passenger traffic), in workplaces. Application examples:


- railway stations (e.g. ticket control / access authorization points and passenger traffic),
- access authorization control points in public buildings,
- access control points and work




# DEVICE DESCRIPTION



# FINISH OPTIONS



## RAL COLOR PALETTE EXAMPLES






<b>IMPORTANT FEATURES</b>	<b>MAIN INPUTS / OUTPUTS</b>
---------------------------	------------------------------

<b>LENGTH CONFIGURATION</b> (SIGNAL MEMORY)	<b>ENTRY QUEUE</b>
<b>DISPLAYING OPERATION PARAMETERS / CONFIGURATION OF WORKING MODES</b>	<b>EXIT</b>
<b>LANGUAGE SELECTION</b>	<b>INFORMATION ON THE EXECUTION OF THE TRANSITION CYCLE</b>
<b>CONFIGURATION OF UNLOCKING TIME / FEEDBACK CONFIGURATION</b>	<b>INPUT (LOCK)</b>

## FUNCTIONS

- Standard finish
- Non-standard colour/non-standard finishing

## PARAMETERS



**TEST MODE / CALIBRATION**

**INPUT (FIRE PROTECTION)**

**TO UNLOCK**

**TRANSITION SECTION E.G. WITH A FIRE PROTECTION SYSTEM**

**CONTROL: MAGTRONIC**

The mechanism is adapted to work with the MACTRONIC electronic system enabling, among others, settings of operating modes, diagnostics, control with external systems.



**MODES OF OPERATION**

The device enables operation in various modes, e.g. pedestrian traffic control for both traffic directions or pedestrian traffic control for any selected traffic direction.

**EASY CONFIGURATION**

	<b>TO LOCK</b>
	<b>TRANSITION SECTION E.G. WITH A METAL DETECTOR OR BMS</b>



Operation modes and functions can be easily configured via the control panel with display and manipulator.



**LED PICTOGRAMS**

Visual signaling (diode pictograms) inform about the directions of possible traffic in the crossing section that are turned on and off.



**PRECISE ROTOR POSITION MEASUREMENT SYSTEM**

The device is equipped with an electronic rotor position measurement system, which, using an encoder, allows you to control the operation of the locking system and smooth rotor movement.

**ASSISTING MOVEMENT OF ROTOR**

The mechanism of the device is equipped with an electromechanical system supporting the rotation of the arms (motor).



**LOCKING SYSTEM**

The device has a system that unlocks the device in the event of a power failure.



PARAMETR	VALUE
Power supply voltage:	(2x) ~24VAC
Peak current:	(2x) 130 VA
Minimum power consumption:	(2x) 5 A
Control signal (customizable):	(max. 1 sek)
Feedback signal (customizable):	potential-free NO/NC
Operating temperature:	-25° do +50° C
Storage temperature:	-30° do +60° C
IP protection rate:	54
Relative humidity:	10-80%

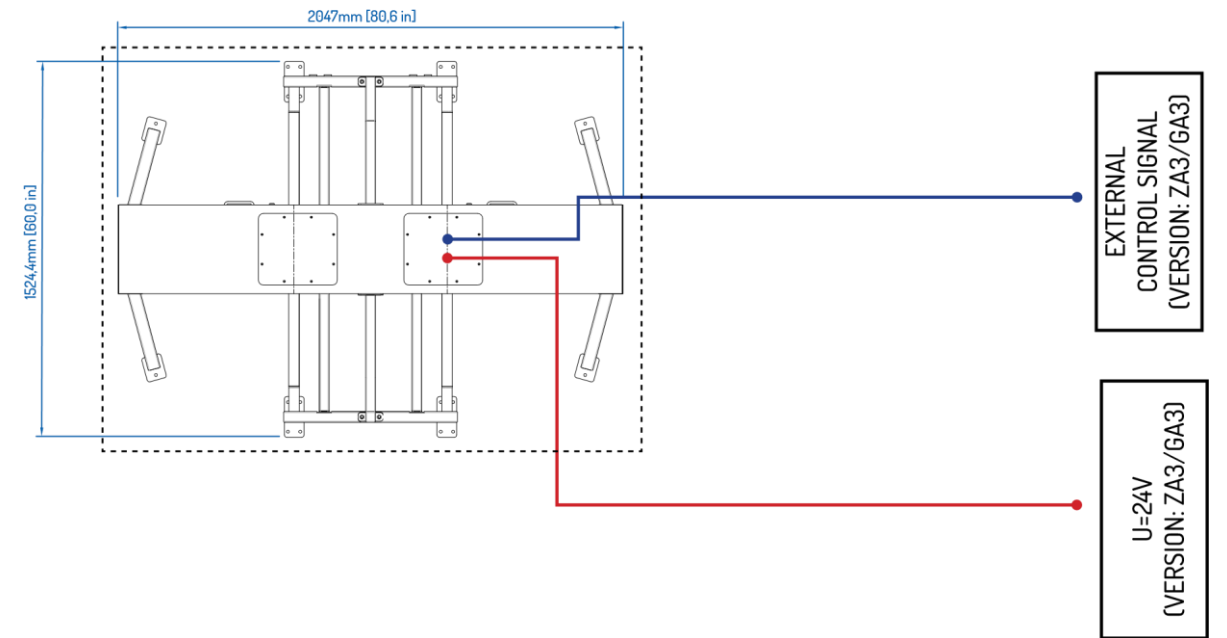
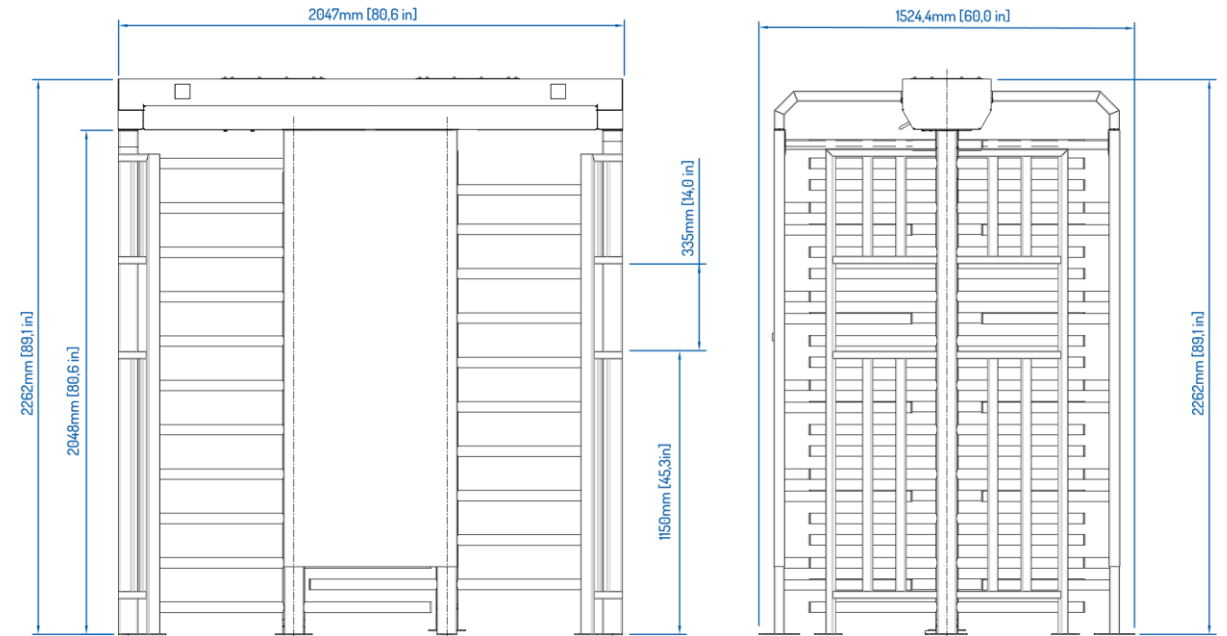
MODEL	FINISH TYPE		
	BODY	ROOF	ROTOR
ZA3-BL-2-S	N/O/D/M	N/O/D/M	N/O

# DEVICE NAMING SCHEME

- Examples of markings:
- ZA3-BL-2-S NNN - mechanism BA3;
  - type of enclosure - BL;
  - number of lanes - 2; •

- S - type Stadium;
- finish type: stainless rotor, stainless body, stainless roof.
- \* full height turnstile with a protective panel and 4 rotor wings. Available finishes:
- N - stainless
- M - powder-coated

# DIMENSIONS



### KEY:

- — External control signal - S/UTP cable
- — 24 V supply - 0MY wire 3x1.5mm Foundation
- —

# ADDITIONAL OPTIONS

## ROOFING \*

D1



FS - GATEWAY

DP2



WS - FENCE

## CONTROL PANELS \*

P1



P2



FENCE, GATEWAY \*

## PLATFORMS \*

PS1



SS - Post

PSN-2



## POWER SUPPLY \*



## BOX FOR CARD READER \*



\*Optional equipment is not included in the equipment of the device.





**Kontakt: KLISING d.o.o.**

**e-mail: [info@edge-group.info](mailto:info@edge-group.info)**